






# MAGNET-TYPE RODLESS AIR CYLINDERS



TYPE	MRC	MRG	MRT	MRS	MRW
<b>Description</b>	MAGNET TYPE CYLINDERS	MAGNET TYPE WITH GUIDE SHAFT	MAGNET TYPE CYLINDERS WITH LM GUIDES		
<b>Main Features</b>	<i>Standard magnet type cylinder</i>	2 guide shafts for more load	1 LM guide incorporated for more load	1 LM guide incorporated for more load	2 LM guides incorporated for more load
<b>Load capacity</b>	<div style="display: flex; justify-content: space-between;"> <span>&lt; LOW &gt;</span> <span>&lt; HIGH &gt;</span> </div>				
<b>Max. Load lbs.(kg)</b>	<b>39.6</b> (18.0)	<b>110.2</b> (50.0)	<b>55.1</b> (25.0)	<b>132.3</b> (60.0)	<b>132.3</b> (60.0)
<b>Max. Moment Loads lb x in (N x m)</b>	- (-)	<b>44.3</b> (5.0)	<b>132.9</b> (15.0)	<b>531.6</b> (60.0)	<b>1772</b> (200.0)
* Note : Above show capacity for f 40cylinders. Moment capacity is for horizontal direction. See catalog for detailed information.					
<b>Available bores (mm)</b>	6, 10, 16, 20, 25 32, 40	6, 10, 16, 20, 25 32, 40	16, 20, 25	10, 16, 20, 25 32, 40	16, 25, 40
<b>Max available lengths(mm)</b>	2000 mm	1500 mm	2000 mm	2000 mm	2000 mm
* Note : Available length will depend on bore diameter. See catalog for details.					

Also available with special features to meet your needs.

- 1)Both air connecting ports situated on one side to make tubing easier.
- 2)A wide variety of greases. ( A- Greases for clean environments, B- extremely slow operation, C- non-harmful greases for food industries.)
- 3)Felt scrapers (instead of standard resin type) for dry(textile, paper, etc.) environments.
- 4)Double carriages to increase stability.
- 5)Non-ion type cylinders, to prevent flourine gases (ex. TV tube manufacturing plants)
- 6)Brush type scrapers for harsh environments.
- 7)Flouride resin packings, for hot and chemical environments.
- 8)Exhaust ports for clean environments.

Distributed and serviced by




TEL : 864/288-8001

FAX : 864/288-7272

e-mail : us-sales@izumiinternational.com

web : www.izumiinternational.com

# Howa SLIT-TYPE RODLESS AIR CYLINDERS



TYPE	ORV	ORCA	ORGA	ORK	ORS	ORW	ORCJ	ORGR ORTR
<b>Description</b>	SLIT TYPE CYLINDERS		SLIT TYPE CYLINDERS WITH GUIDES (HIGH LOADS / HIGH ACCURACY)				FOR SPECIAL APPLICATIONS	
<b>Main Features</b>	<i>Most economical</i> <i>Low profile</i>	Standard rodless cylinder	Slides on side of extrusion for more load	Cam followers on side of extrusion for more load	1 LM guide incorporated for more load	2 LM guides incorporated for more load ORV used for low profile	Equipped with bellows for harsh environments	Equipped with braking unit for accurate stopping
<b>Load capacity</b>	<div style="display: flex; align-items: center; justify-content: space-between;"> <span>&lt; LOW &gt;</span> <span>&lt; HIGH &gt;</span> </div>						< MEDIUM >	< HIGH >
<b>Max. Load lbs.(kg)</b>	<b>66.1</b> (30.0)	<b>165.3</b> (75.0)	<b>110.2</b> (50.0)	<b>110.2</b> (50.0)	<b>132.3</b> (60.0)	<b>132.3</b> (60.0)	<b>165.3</b> (75.0)	<b>220.5</b> (100.0)
<b>Max. Moment Loads lb x in (N x m)</b>	<b>8.8</b> (1.0)	<b>35.4</b> (4.0)	<b>177.2</b> (20.0)	<b>177.2</b> (20.0)	<b>443</b> (50.0)	<b>1772.0</b> (200.0)	<b>35.4</b> (4.0)	<b>1417.6</b> (160.0)
* Note : Above show capacity for bore 40cylinders. Moment capacity is for horizontal direction. See catalog for detailed information.								
<b>Available bores(mm)</b>	16, 20, 25, 32, 40, 50	10, 16, 20, 25, 32, 40, 50, 80	16, 20, 25, 32, 40, 50	16, 20, 25, 32, 40, 50	16, 20, 25, 32, 40, 50	16, 25, 40	25, 32, 40	16, 20, 25, 32, 40, 50
<b>Max available lengths(mm)</b>	2000 mm	5000 mm	5000 mm	5000 mm	3000 mm	2000 mm	1500 mm	2500 mm
Note: Available length will depend on bore diameter. See catalog for details.								

Also available with special features to meet your needs.

- 1) Both air connecting ports situated on one side to make tubing easier.
- 2) A wide variety of greases. (A-Greases for clean environments, B-extremely slow operation, C-non-harmful greases for food industries.)
- 3) Felt scrapers (instead of standard resin type) for dry(textile, paper, etc.) environments.
- 4) Double carriages to increase stability.
- 5) Non-ion type cylinders, to prevent flourine gases (ex. TV tube manufacturing plants)
- 6) Brush type scapers for harsh environments.
- 7) Flouride resin packings, for hot and chemical environments.
- 8) Exhaust ports for clean environments.

Distributed and serviced by



TEL : 864/288-8001

FAX : 864/288-7272

e-mail : us-sales@izumiinternational.com

web : www.izumiinternational.com