

IMAGE MASTER® 350PC Smart

"Smart" 350PC renewed version, now available!!

Smart 3-D alignment function equipped!
Complete alignment of pallet/work tilt

Smart specifications

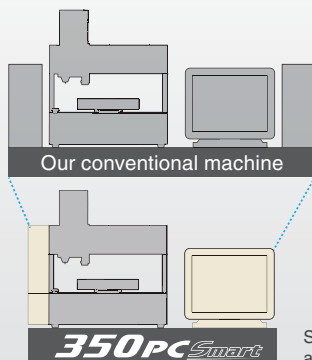
- ① Space reduced by 30%
- ② Tact time reduced by 30%
- ③ Multi-language support



① Space reduced

Compact footprint achieved by smart design

The system installation space has become more compact thanks to the introduction of the touch-panel-integrated PC and slim control box. Working space, therefore, will be extended.

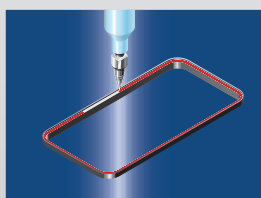


30% reduced
(compared with conventional type)

Setting anywhere with less and smart wiring

Applications

This machine is best suited for processes in which dispensing is performed on works with distortion or warpage and in which works have severe dispensing prohibited areas.



Smartphone cover sealing

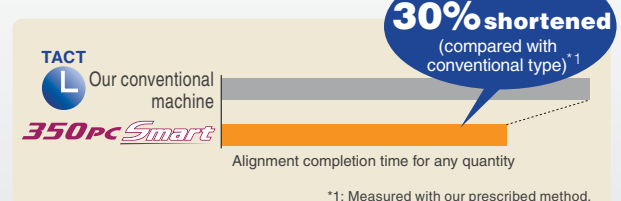


ECU sealing

② Tact time reduced

Our original smart 3-D technology equipped

The 3-D alignment processing speed has been significantly improved as compared with our conventional type. Working hours will be shortened.



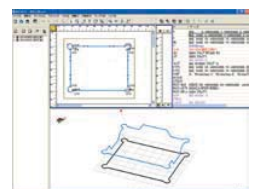
③ Multi-language support

Ready for Japanese, English, Chinese, and Korean

350PC Smart bundled software
Smart program **MuCAD IV** **NEW**

350PC Smart and MuCAD perfectly operating together.

Dispensing program can be edited via PC operation. Programming is smartly supported; for example, programs can be created on the basis of work images.



Position correction with high precision + highly efficient functions for dispensing process

3-D alignment function

- The 3DA (3-D Alignment) function allows the XY θ correction according to the tilt of a pallet and a work and the Z correction according to rolling and warpage of them to be performed. Stable dispensing along the work shape has been achieved.

Simple target finding

Speedy "Map Function"

- Selection of an intended position in the large area displayed map image on the monitor leads to zooming in on a target at a stroke. Superior camera operability provides simple target finding. This function shortens working hours for dispensing programming and preconditioning up to an actual object to be significantly.

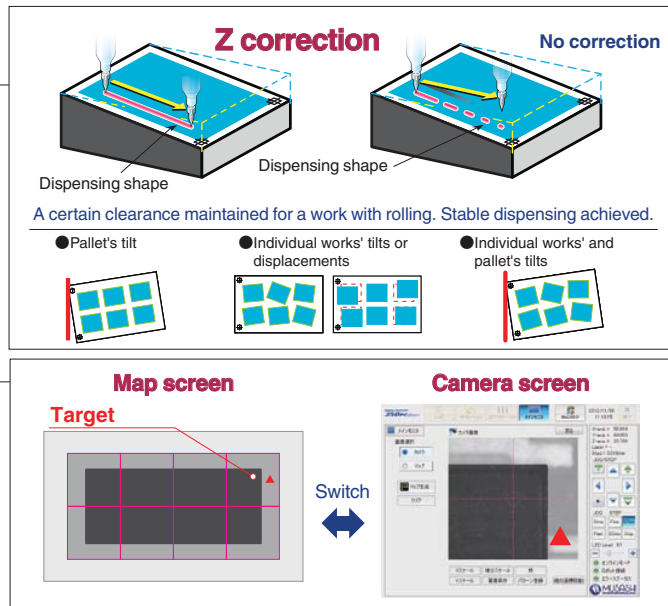
Useful functions for observation and record

Measurement function

- A target object can be measured and displayed in actual size on the monitor of the camera.
- This function can be used for examining the diameter of a dispensing point, the line width of a dispensing line, and more.

Image log function

- Map images and camera images can be saved.
- Whole photos before and after dispensing, enlarged photos of work structures, dispensing results and more are recorded by this function.



System configuration

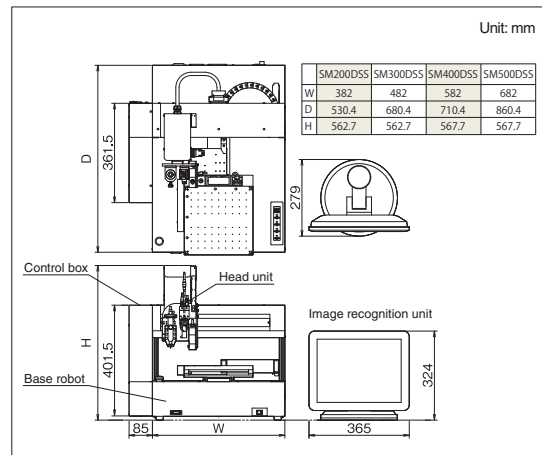
[Basic Unit]

Unit name	Model	Remark
Image recognition unit	350PCSMART-□□□	Selection from J (Japanese), E (English), SC (Chinese), and K (Korean)
Control box	VSU350SMART-BOX	Mounted on desktop robot
Dispense pattern editing software	MuCADIV	Bundled software
Base robot	SM□□□DSS-3A	Stroke: 200 mm to 500 mm Selection within the range of above strokes
Head unit	VSU350SMART-ZUNIT01	
Height sensor	VSU350SMART-HSS01	Standard type
	VSU350SMART-HSSOP01	Mirror surface/transparent body compliant
UT Work base	SMDS-UTWB□□□□-□□	Select work base size and additional functions (temperature control, vacuum, etc.)
Utility unit	VSU350-UT1	Auxiliary unit to keep high dispensing quality. UT Work base required.
Work base	SMDS-WB□□□□	Select work base size and additional functions (temperature control, vacuum, etc.)

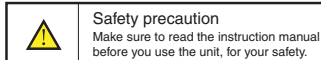
[Option Unit]

Unit name	Model	Remark
Safety cover	SMDS-CV□□□□□□	Select by desktop robot size and additional functions of safety covers
Signal tower	VSU350SMART-STW	
Teaching pendant	TP-11	
External operation box	SMDS-BX-□	Select between sheet type or button type
Lens magnification change	VSU-LNS-□□□	Select various type lens when changing from standard magnification of 2.0

External dimensions



MUSASHI ENGINEERING, INC. is certified and registered according to ISO14001 ENVIRONMENTAL MANAGEMENT.



* We reserve the right to change the specifications without notice.
* All copyrights are retained by MUSASHI ENGINEERING. Reprinting, reproducing, and/or transmitting as electronic data in whole or in part these material without prior written permission is strictly prohibited.

世界のディスペンサー

武蔵エンジニアリング株式会社

MUSASHI ENGINEERING, INC.

HEAD OFFICE

8-7-4, Shimorenjaku, Mitaka-shi, Tokyo, 181-0013, Japan TEL : (81)422-76-7111 / FAX : (81)422-76-7122

BRANCH

TOKYO, OSAKA, NAGOYA, SENDAI, FUKUOKA, SAITAMA, NAGANO, EAST-KANTO, AKITA, KANAZAWA

MUSASHI ENGINEERING HONG KONG LTD. Unit 1706, 17/F., Greenfield Tower, (South)Concordia Plaza, No.1 Science Museum Road, T.S.T.East, Kowloon, H.K. TEL : (852)2620 5799 / FAX : (852)2620 5771

MUSASHI ENGINEERING SHANG HAI LTD. ROOM 120, 1F, NO.525 Xian Feng Street, MINHANG, SHANGHAI, CHINA 201103 TEL : (86)21 6446 7881 / FAX : (86)21 6446 7882

SHENZHEN BRANCH Room 4D-06 Building No 213, Tairan Industry & Trade Park, Futian District, Shenzhen City, Guangdong Province, PR China 518042 TEL : (86)755 8346 6822 / FAX : (86)755 8346 6866

BEI JING BRANCH Room 106, No.12 Tuan Jie Hu Dong Li, Tuan Jie Mansion Office Building, Chao Yang District, Bei Jing, China 100026 TEL : (86)10 8598 3317 / FAX : (86)10 8598 3327

<http://www.musashi-engineering.co.jp/>

US Integrator and representative



Izumi International, Inc.

1 Pelham Davis Circle, Greenville, SC 29615 USA

Tel: 864-288-8001 Fax: 864-288-7272

E-mail: us-sales@izumiinternational.com

Web: www.izumiinternational.com