

EKTW-CX / CLX

Take Up Winder with Electronic Control

Features

- Electronic control system enables quick change of winding parameters such as wind ratio, winding tension, and wind pressure.
- Ideal for multi-purpose production lines where fiber type or filament count is changed frequently.
- Specifically designed for winding carbon fiber, and can be used for winding other high performance fibers.
- Optional communication package allows for control by customer process DCS.




Standard Specifications

Type of Fiber	Carbon Fibers :1K – 50K, and other Hi-performance fibers	
Number of Positions per Frame	5 rows x 4 positions high, 20 spindles per frame	
Winding Speed	1 – 40 m/min, for other ranges please contact	
Wind Ratio	Programmable via winder HMI	(CX selectable feature)
Tension	100gr - 3,800gr (air cylinder)	(CX selectable feature, conventional spring tension is also available)
Package Pressure	1.0kg – 3.0kg via winder HMI	(CX selectable feature)
Yardage Counter	Yardage counter encoder (Standard CX can receive pulse signal from customer process)	(CX selectable feature)
Communications Option	Remote monitoring and control	(CX selectable feature)
Bobbin Holder	Mechanical	
Package Size	Traverse: 254 mm (10") Max OD: 250 mm (Available max. OD 350mm as an option : EKTW-CLX type)	
Paper Core Size	ID: 76 – 77 mm Length: 280 mm (11") OD: 82 – 85 mm	
Power Requirement	3 Phase, AC208 – 220V, 50/60Hz or 3 Phase + N, AC400V, 50/60Hz	
Optional Items	<ul style="list-style-type: none"> • Flat tow traverse guide: Winding tow flat without twist • Length counter and doff timer system • Auto doffing turret winder: see EKTW-CAX type • Tension sensor system for monitoring winding tension • Filament break sensors and tow width monitoring • Main controller with Allen Bradley, Siemens, Mitsubishi...etc. 	

Please contact Izumi International, Inc. for special requirements

Features



Package pressure device is controlled by air cylinder.

Setting is adjustable on main HMI.

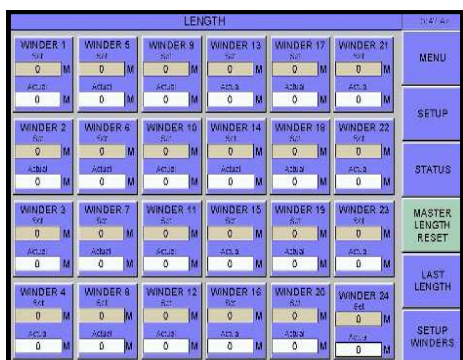
Pressure gradually decreases as the package builds for good package construction.



Fiber winding tension is controlled by air cylinder.

Setting is adjustable on main HMI.

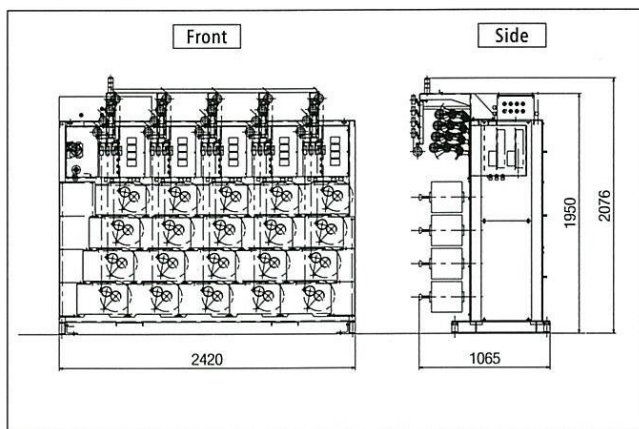
Tension gradually decreases as the package builds for good package construction.



Central HMI for parameters below:

- * Winding speed
- * Winding ratio
- * Winding tension
- * Package pressure
- * Doff length

Standard Layout



Standard layout dimensions for a 20 position winder frame.